

A Accessories

Common Accessories

Contact Blocks and LED Blocks for Ø16 Control Switches


Ordering Information




SA	16	CB	W		
Item	Applied switches	Type	LED color ^{※1}	LED block	
				R	Red
				B	Blue
				G	Green
				Y	Yellow
					LED block
					CB^{※2}
					CC
					L5
					L12
				L24	
				16	
				SA	

※1. Only for LED blocks.

※2. Only for Ø16 emergency switches.

- **Contact block and LED block removal**
Separate the unit using a flat-head (-) screwdriver.



Item	Appearance	Model	Type	Features
Contact block		SA16-CB	B contact (normally closed)	For Ø16 emergency switches
		SA16-CC	C contact (normally open, normally closed)	—
LED block		SA16-L5□ (5VDC) SA16-L12□ (12VDC) SA16-L24□ (24VDC)	DC voltage type	Diverse, vibrant, high luminance LEDs (red, blue, green, yellow, white)

■ Contact Blocks and LED Blocks for Ø22/25, Ø30, □30 Control Switches

○ Ordering Information

SA	—	CA	M	
				Item
				Applied switches
				Type
				LED color ^{※1}
				Contact block type
				No-mark
				M
				No-mark
				R
				B
				G
				Y
				No-mark
				CA
				CB
				LD
				LA
				No-mark
				SA
				No-mark
				R
				B
				G
				Y
				CA
				CB
				LD
				LA
				No-mark
				SA
				No-mark
				R
				B
				G
				Y
				CA
				CB
				LD
				LA
				No-mark
				SA
				No-mark
				R
				B
				G
				Y
				CA
				CB
				LD
				LA
				No-mark
				SA
				No-mark
				R
				B
				G
				Y
				CA
				CB
				LD
				LA
				No-mark
				SA
				No-mark
				R
				B
				G
				Y
				CA
				CB
				LD
				LA
				No-mark
				SA
				No-mark
				R
				B
				G
				Y
				CA
				CB
				LD
				LA
				No-mark
				SA
				No-mark
				R
				B
				G
				Y
				CA
				CB
				LD
				LA
				No-mark
				SA
				No-mark
				R
				B
				G
				Y
				CA
				CB
				LD
				LA
				No-mark
				SA
				No-mark
				R
				B
				G
				Y
				CA
				CB
				LD
				LA
				No-mark
				SA
				No-mark
				R
				B
				G
				Y
				CA
				CB
				LD
				LA
				No-mark
				SA
				No-mark
				R
				B
				G
				Y
				CA
				CB
				LD
				LA
				No-mark
				SA
				No-mark
				R
				B
				G
				Y
				CA
				CB
				LD
				LA
				No-mark
				SA
				No-mark
				R
				B
				G
				Y
				CA
				CB
				LD
				LA
				No-mark
				SA
				No-mark
				R
				B
				G
				Y
				CA
				CB
				LD
				LA
				No-mark
				SA
				No-mark
				R
				B
				G
				Y
				CA
				CB
				LD
				LA
				No-mark
				SA
				No-mark
				R
				B
				G
				Y
				CA
				CB
				LD
				LA
				No-mark
				SA
				No-mark
				R
				B
				G
				Y
				CA
				CB
				LD
				LA
				No-mark
				SA
				No-mark
				R
				B
				G
				Y
				CA
				CB
				LD
				LA
				No-mark
				SA
				No-mark
				R
				B
				G
				Y
				CA
				CB
				LD
				LA
				No-mark
				SA
				No-mark
				R
				B
				G
				Y
				CA
				CB
				LD
				LA
				No-mark
				SA
				No-mark
				R
				B
				G
				Y
				CA
				CB
				LD
				LA
				No-mark
				SA
				No-mark
				R
				B
				G
				Y
				CA
				CB
				LD
				LA
				No-mark
				SA
				No-mark
				R
				B
				G
				Y
				CA
				CB
				LD
				LA
				No-mark
				SA
				No-mark
				R
				B
				G
				Y
				CA
				CB
				LD
				LA
				No-mark
				SA
				No-mark
				R
				B
				G
				Y
				CA
				CB
				LD
				LA
				No-mark
				SA
				No-mark
				R
				B
				G
				Y
				CA
				CB
				LD
				LA
				No-mark
				SA
				No-mark
				R
				B
				G
				Y
				CA
				CB
				LD
				LA
				No-mark
				SA
				No-mark
				R
				B
				G
				Y
				CA
				CB
				LD
				LA
				No-mark
				SA
				No-mark
				R
				B
				G
				Y
				CA
				CB
				LD
				LA
				No-mark
				SA
				No-mark
				R
				B
				G
				Y
				CA
				CB
				LD
				LA
				No-mark
				SA
				No-mark
				R
				B
				G
				Y
				CA
				CB
				LD
				LA
				No-mark
				SA
				No-mark
				R
				B
				G
				Y
				CA
				CB
				LD
				LA
				No-mark
				SA
				No-mark
				R
				B
				G
				Y
				CA
				CB
				LD
				LA
				No-mark
				SA
				No-mark
				R
				B
				G
				Y
				CA
				CB
				LD
				LA
				No-mark
				SA
				No-mark
				R
				B
				G
				Y
				CA
				CB
				LD
				LA
				No-mark
				SA
				No-mark
				R
				B</

A Accessories

Switch Enclosures for Ø22/25 Control Switches

Ordering Information

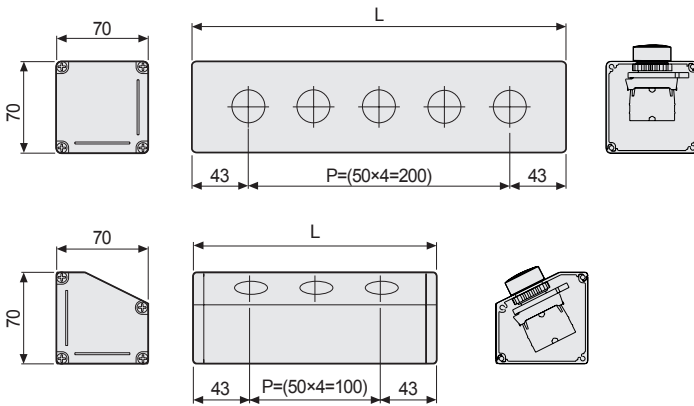
SA	—	SB	3	
Item	Applied switches	Appearance	Holes	
			1	1 hole
			2	2 holes
			3	3 holes
			4	4 holes
5	5 holes			
Item	Applied switches	SB	Square type	
		TB	Triangle type	
Item	Applied switches	No-mark	For Ø22/25 control switches	
		SA	Switch accessories	



※You can order the other size and the number of holes.

• Hole size: Ø22.5/25.5mm

(unit: mm)



Holes	L
1	86mm
2	136mm
3	186mm
4	236mm
5	286mm




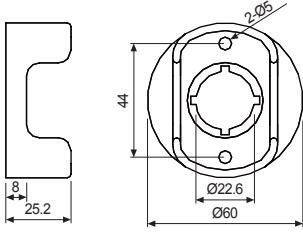

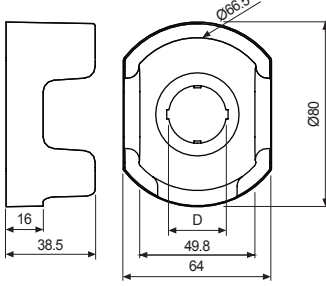

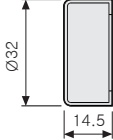

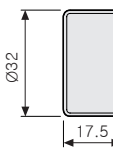

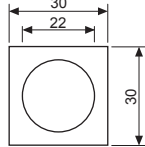

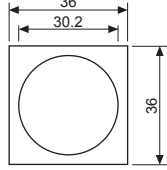


Locking Handle for Switches

Applied switches	Appearance	Model	Note
Ø16		SA16-LH	For locking switch nuts behind the panels
Ø22/25, Ø30 ^{※1} , □30		SA-LH	

※1. Except Ø30 round pressure switches (extended).

Accessories By Item

(unit: mm)

Item	Appearance	Model	Dimensions	Note						
Emergency switch nameplates		SA-NS	Size: D60×d25	Standard and illuminated nameplates are available for emergency switches. ※Illuminated nameplates are optional. ※D60 emergency switches (S2ER-E5R□) are not compatible with SA-NS nameplates						
		SA-NL	Size: D80×d25							
Protective shrouds for emergency switches		SA-EG1		Protective shrouds to prevent accidental/incorrect operation <table border="1" style="margin-top: 10px;"><thead><tr><th>D</th><th></th></tr></thead><tbody><tr><td>SA-EG2</td><td>Ø22.5</td></tr><tr><td>SA-EG3</td><td>Ø25.5</td></tr></tbody></table> ※Not available for D60 emergency switches (S2ER-E5R□).	D		SA-EG2	Ø22.5	SA-EG3	Ø25.5
	D									
SA-EG2	Ø22.5									
SA-EG3	Ø25.5									
	SA-EG2/ SA-EG3									
Waterproof cap for Ø22/25 round push button switches		SA-WP (non-illuminated/ extended)		IP65 protection structure with waterproof cap						
	 (extended)	SA-WL (illuminated/ extended)								
Ø20/25 Switch washer		SA-SW2		The washer helps to improve switch tightening force.						
Ø30 Switch washer		SA-SW3								
Lens remover for Ø16 push button control switches or pilot lights		SA16-RM		Lens remover for push button control switches or pilot lights						

Control Switches

Ø16

Ø22/25

Ø30

□30

Push Button Switches

Round

Square

Rectangular

Selector Switches

Round

Square

Rectangular

Key Selector Switches

Round

Square

Rectangular

Double Push Button Switches

Mushroom-head Push Button Switches

Emergency Switches

Pilot Lights

Accessories

B buzzers